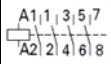

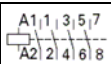
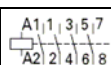


Table B-53. Full Voltage 4-Pole Non-reversing Contactors with Screw Terminals

Ie (A)			Maximum kW Ratings AC-3					Maximum hp Motor Rating				Contact Sequence	Catalog Number	Price	
AC-3	Conventional Thermal Current $I_{th} = I_e$ AC-1 Open	AC-1 (40°C)	3-Phase Motors 50-60 Hz					3-Phase hp Ratings						AC Coil	DC Coil
			200 / 230V	380 / 400V	415V	500V	660 / 690V	200V 208V	230V 240V	460V 480V	575V 600V				
Frame B															
12	20	22	3.5	5.5	7	7	6.5	3	3	10	10		XTCF020B00_		
Frame C															
18	32	32	5	7.5	10	12	11	7-1/2	7-1/2	10	15		XTCF032C10_		
25	45	45	7.5	11	14.5	17.5	14	7-1/2	10	15	20		XTCF045C10_		
Frame D															
40	63	63	12.5	18.5	24	28	23	10	15	30	40		XTCF063D00_		
50	80	80	15.5	22	30	36	30	15	20	40	50		XTCF080D00_		
Frame G															
80	125	125	25	37	48	58	63	25	30	60	75		XTCF125G00_		
95	160	160	30	45	57	70	75	25	40	75	100		XTCF160G00_		
115	200	200	37	55	70	85	90	40	50	100	125		XTCF200G00_		

1. Underscore (_) indicates magnet coil suffix required. See **Table B-58**